


STOCK SHEET

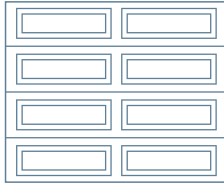
Stock Invicta door offerings available at SSC Chicago Service Center.



STOCK RESIDENTIAL STAMPINGS & INSULATION



SERIES 100
Short Raised



SERIES 200
Long Raised

06 MODEL
NON-INSULATED PAN PANEL

18 MODEL
SANDWICH POLYSTYRENE PANEL



Additional models and stampings available for custom order. Expected lead time: 4-6 weeks.

STOCK MODELS

RESIDENTIAL	White	Almond	Brown	Sandstone	Black
8' x 7'	106 · 206 118 · 218	106 · 206 118 · 218	106 · 206 118 · 218	106 · 206 118 · 218	118 · 218
9' x 7'	106 · 206 118 · 218	106 · 206 118 · 218	106 · 206 118 · 218	106 · 206 118 · 218	118 · 218
16' x 7'	106 · 206 118 · 218	106 · 206 118 · 218	106 · 206 118 · 218	106 · 206 118 · 218	118 · 218
18' x 7'	106 · 206 118 · 218			106 · 206 118 · 218	
8' x 8'	106 · 206 118 · 218	106 · 206 118 · 218	106 · 206 118 · 218	106 · 206 118 · 218	118 · 218
9' x 8'	106 · 206 118 · 218	106 · 206 118 · 218	106 · 206 118 · 218	106 · 206 118 · 218	118 · 218
16' x 8'	106 · 206 118 · 218	106 · 206 118 · 218	106 · 206 118 · 218	106 · 206 118 · 218	118 · 218
18' x 8'	106 · 206 118 · 218			106 · 206 118 · 218	

*We carry **21"** and **18"** sections, allowing us to create the following door heights: **6'3"**, **6'6"**, **6'9"**, **7'0"**, and **8'0"**. Doors with a height of **7'6"** are available by special order.


COMMERCIAL STAMPINGS



MODEL 1000
Deep Ribbed



MODEL 3000
Flush Panel



MODEL 6000
Pencil Groove

LEARN MORE ABOUT THE INVICTA DOOR™ COMMERCIAL LINE!

We have a wide range of commercial doors that are available for special order. Call our sales team at **833.772.3667** for more information on what is available or visit invictadoor.com to look through options!